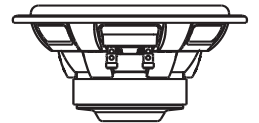


Boston



G1 - Performance Subwoofers

G1

G1 Specifications / Enclosure Recommendations

Model:	G112	G110	G108
Nominal Size:	12"	10"	8"
RMS Power Handling:	200w	200w	200w
Impedance:	4Ω or Dual 4Ω	4Ω or Dual 4Ω	4Ω or Dual 4Ω
Frequency Response: (+/-3dB in car)	20-350Hz	24-350Hz	30-350Hz
Mounting Cutout Diameter:	11 5/16" (283mm)	9 1/4" (235mm)	7" (178mm)
Mounting Depth:	5" (126mm)	4 3/4" (120mm)	4 1/4" (107mm)
Recommended Sealed Enclosure Volume*:	1.0 ft³ (28.3L)	0.5 ft³ (14.2L)	0.3 ft³ (8.5L)
Q-Tune™†: (HP & Q Setting)	30Hz@0.7	32Hz@0.7	36Hz@0.7
Recommended Ported Enclosure Volume*:	2.0 ft³ (56.6L)	1.3 ft³ (36.8L)	0.8 ft³ (22.6L)
Vent Diameter:	4" (10cm)	3" (7.6cm)	2" (5cm)
Vent Length:	13" (33cm)	10" (25cm)	8" (20cm)
Tuning Frequency:	34Hz	36Hz	38Hz
Q-Tune™†: (HP & Q Setting)	34Hz@0.7	36Hz@0.9	38Hz@0.9

*Enclosure volumes include basket and port displacement
†Q-Tune™ is a feature found on Boston GT Amplifiers

G1 Thiele-Small Parameters

Model:	G11244		G1124		G11044		G1104		G10844		G1084
	Parallel	Series	Parallel	Series	Parallel	Series	Parallel	Series	Parallel	Series	
Fs: (Hz)	26	26	25	30	30	29	45	45	46		
Re: (Ohms)	1.75	7.00	4.06	1.75	7.00	4.06	1.67	6.67	3.45		
Qms:	10.4	10.4	7.05	7.57	7.57	8.46	8.8	8.8	8.9		
Qes:	0.57	0.57	0.49	0.63	0.63	0.57	0.64	0.64	0.72		
Qts:	0.54	0.54	0.46	0.58	0.58	0.53	0.60	0.60	0.67		
Vas: (Liters)	112	112	114	38	38	39	11.3	11.3	11.6		
Mms: (Grams)	137	137	143	136	136	142	68.5	68.5	62.8		
Cms: (μM/Newton)	275	275	275	205	205	205	185	185	190		
Xmax: (Mm)	10.5	10.5	10.5	10.5	10.5	10.5	10.5	10.5	10.5		
Xmech: (Mm)	22	22	22	22	22	22	18	18	18		
Sd: (CM ²)	520	520	520	345	345	345	209	209	209		
Bl: (Tesla-M)	8.27	16.53	13.81	8.27	16.53	13.81	7.08	14.17	9.34		
SPL Eff: (dB @ 1w/1m)	87.4	87.4	87.7	84.0	84.0	84.2	84.0	84.0	84.0		
SPL Sen: (dB @ 2.83v)	94.0	88.0	90.6	90.8	84.7	87.1	90.7	84.7	87.6		

G1 Included Hardware

Model:	G112	G110	G108
Wood Screw M4 x 38mm:	8	8	8

Boston Acoustics, Inc. 300 Jubilee Drive, Peabody, MA 01960 USA

T: 978.538.5000 F: 978.538.5100 W: bostonacoustics.com

Q-Tune and SureSet are trademarks and Boston, Boston Acoustics, and the Boston Acoustics logo are registered trademarks of Boston Acoustics, Inc.

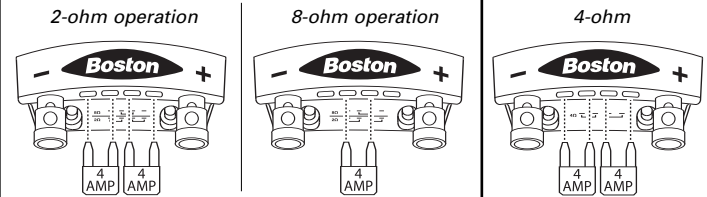
Specifications are subject to change without notice. © 2007 Boston Acoustics, Inc.

All rights reserved. Covered by patents issued and/or pending.

SureSet™ Fuse Configurations

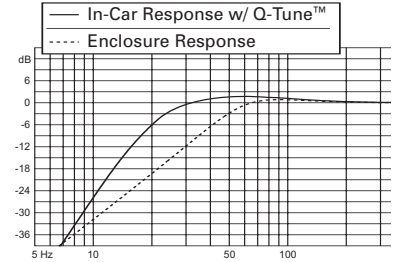
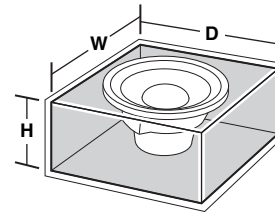
G11244 / G11044 / G10844

G1124 / G1104 / G1084



Note: The SureSet™ feature utilizes standard mini automotive ATC fuses to select between series or parallel voice-coil operation (DVC only). The fuses also provide voice-coil protection under transient conditions such as accidental momentary overdrive. The fuses will not protect against voice-coil failure resulting from long term high power abuse.

Single G1 Enclosure Design Example - Sealed



Model:	G112"	G110"	G108"
H = Height:	10.5" (26.7cm)	7.5" (19.1cm)	10" (25cm)
W = Width:	13.0" (33.1cm)	11.0" (28.0cm)	10" (25cm)
D = Depth:	13.0" (33.1cm)	11.0" (28.0cm)	5.5" (14cm)
Gross Volume:	1.0 Ft ³ (28.3L)	0.5 Ft ³ (14.2L)	0.3 Ft ³ (8.5L)
Q-Tune™†: (HP & Q)	30Hz@0.707	32Hz@0.707	36Hz@0.707

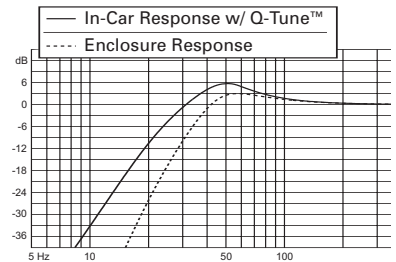
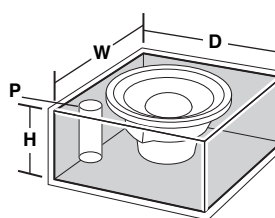
Enclosure dimensions are internal and include basket displacement

This enclosure size is an example and these dimensions can be modified provided that the exact internal volume is retained

3/4-inch thick M.D.F. is recommended as a minimum

†Q-Tune™ is a feature found on Boston GT Amplifiers

Single G1 Enclosure Design Example - Ported



Model:	G112"	G110"	G108"
H = Height:	15.5" (39.8cm)	12" (30.5cm)	9" (22.8cm)
W = Width:	16.5" (42.0cm)	13.25" (33.7cm)	12" (30.5cm)
D = Depth:	14" (35.6cm)	14" (35.6cm)	13" (33cm)
P = Port Clearance*:	4" (10cm)	3" (7.6cm)	2" (5cm)
Gross Volume:	2.0 Ft ³ (56.6L)	1.3 Ft ³ (36.8L)	0.8 Ft ³ (22.6L)
Port Diameter:	4" (10cm)	3" (7.6cm)	2" (5cm)
Port Length:	13" (33cm)	10" (25cm)	8" (20cm)
Q-Tune™†: (HP & Q)	34Hz@0.707	36Hz@0.9	38Hz@0.9

Enclosure dimensions are internal and include basket and port displacement

This enclosure size is an example and these dimensions can be modified provided that the exact internal volume is retained and that there is adequate space behind the vent (diameter of port from the back and side walls)

3/4-inch thick M.D.F. is recommended as a minimum

*Recommended distance from sides and back walls of enclosure

†Q-Tune™ is a feature found on Boston GT Amplifiers