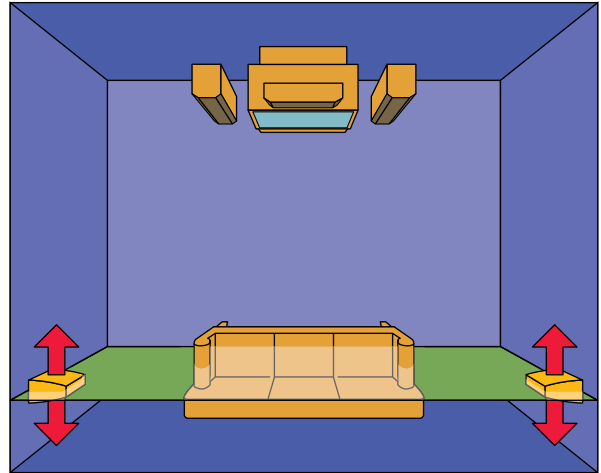
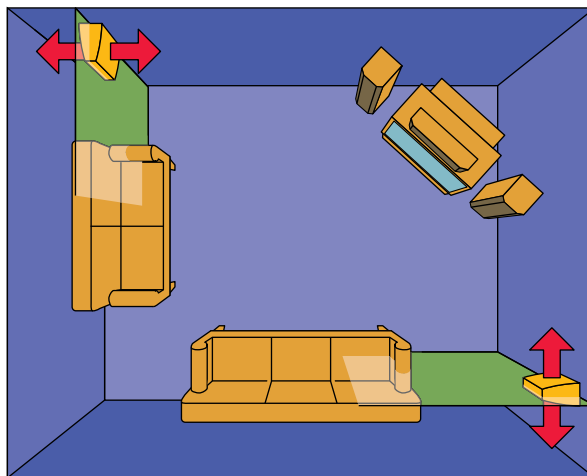


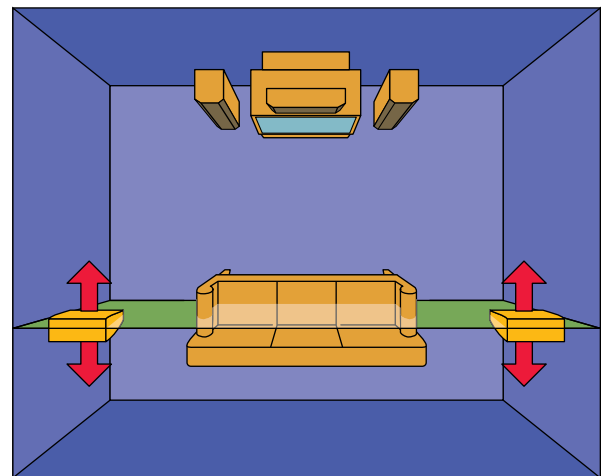
Place the speakers to either side of the listening area. Avoid placing the speaker less than 20 inches (50cm) from an adjacent wall.



If the listening position is against a wall, place the speakers to either side, no less than 20 inches (50cm) from the wall.



If the viewing area is near a corner, the speakers may be placed to either side on adjacent walls.



One or both speakers may be placed on the ceiling. Hang the speaker so the arrow on the label points toward the front of the theater area.